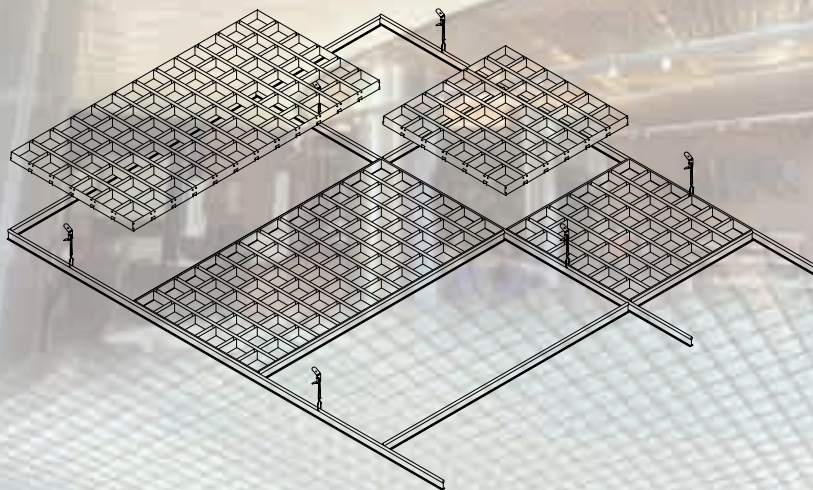



**CELL T15**



[www.luxalon.com](http://www.luxalon.com)





SYSTEM OVERVIEW CELL T15

SHORT SYSTEM DESCRIPTION

Luxalon® Cell T15 open ceilings are assembled from aluminium U-profiles with a width of 15 mm and height of 40 mm. Specifically designed to fit into standard 15 mm wide T-grids a visually monolithic appearance is provided throughout the ceiling area. Cell T15 combines an easily installed, robust proprietary grid with high-quality Luxalon® Cell Tiles.

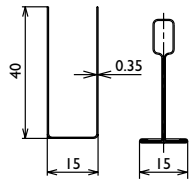
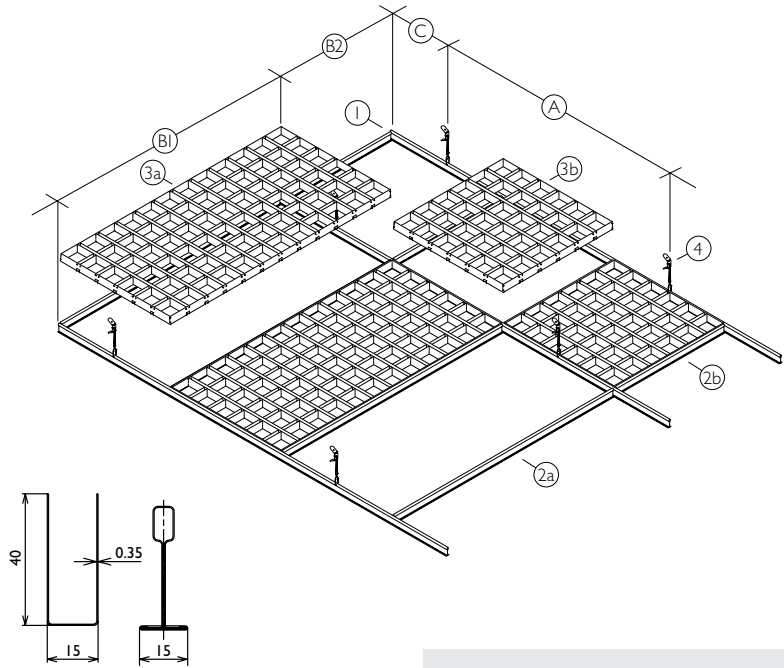
The use of a strip at the edges of the cell tiles ensures that the supporting T-grid member is hidden and that the ceilings produces an overall open cell appearance.

L-shaped wall profiles finish the perimeter.

PRACTICAL APPLICATION AREAS

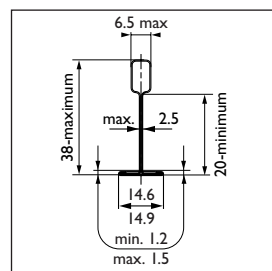
Luxalon® Cell T15 is used in all areas where suspended ceilings are required, but especially in situations where:

- The original room volume needs to be retained. For optimal air-conditioning or fire-safety.
- The utilities in the plenum require regular maintenance and therefore easy access is needed
- The monolithic appearance of the ceiling is to be retained by installing lighting, air-conditioning grills, sprinklers or other services above the open cell. Similarly they can be integrated into the cell structure
- The standard T-grid allows for the simple integration of various standard size lighting fixtures and air-conditioning accessories within the ceiling

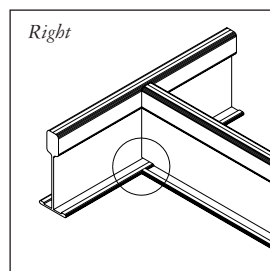


- 1 = Main T-profile
  - 2a = Cross T 1200
  - 2b = Cross T 600
  - 3a = Cell tile 1200 x 600
  - 3b = Cell tile 600 x 600
  - 4 = Cell hanger
- 
- A = 1200 mm (max.)
  - B1 = Tile length (standard 1200)
  - B2 = Tile length (standard 600)
  - C = 300 mm (max.)

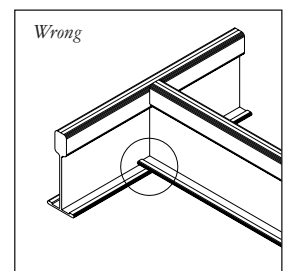
STANDARD CONSTRUCTION DETAILS



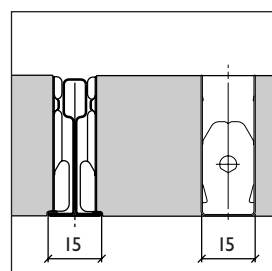
T-profile measurements



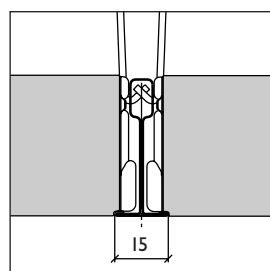
T-profiles to be flush . . .



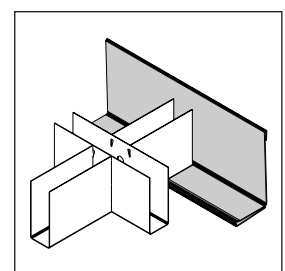
. . . not overlapping



T-profiles flush with tiles



Hanger spring suspension



Edge trimming with L-profile

## DIMENSIONS

### Luxalon® Cell T15 sizes

Modular Tile Size	Profile height	Profile width
1200 x 600	40 mm	15 mm
600 x 600	40 mm	15 mm

## MODULES, WEIGHTS AND VIEWING ANGLES

### Luxalon® Cell T15

Standard modules	Kg/m <sup>2</sup> (excl. T)	Viewing angle
50 x 50	3.4	47°
75 x 75	2.3	33°
86 x 86	2.0	28°
100 x 100	1.7	24°
120 x 120	1.4	20°
150 x 150	1.1	16°
200 x 200	0.8	12°

See also below graphs

Computerised production facilities provide the flexibility to produce alternative Cell modules (rectangular or square) on request. Also tiles in other sizes whilst always retaining the 15 x 40 mm profiles.

## MATERIAL REQUIREMENTS PER M<sup>2</sup>

Unit	Cell T15 Tile 1200 x 600	Cell T15 Tile 600 x 600
Cell T15 tiles	pcs.	1.39
15 mm T-grid (non HD)	lm	2.50
Cell hangers	pcs.	0.69

Luxalon® Edge Profiles type and quantity is subject to individual project requirements

## ACCESSIBILITY

The removal or replacement of Cell T15 tiles for maintenance is easy and straight forward. The relatively large tiles are simply individually laid into and taken out of the standard T grid without additional fixing materials.

## FIRE BEHAVIOUR

Luxalon® metal suspended ceilings are classified incombustible and will therefore not contribute to possible fires. Luxalon® Open Cell creates a ceiling through which large amounts of air and or smoke can be extracted, a distinct advantage in escape routes where the clearest visibility is required.

## MATERIAL SPECIFICATIONS

### - BASE MATERIAL

Luxalon® Cell T15 is manufactured from 0.35 mm thick pre-painted stove enamelled aluminium strip, alloy AA5050 or equal (according to EN 1396, and ECCA standards).

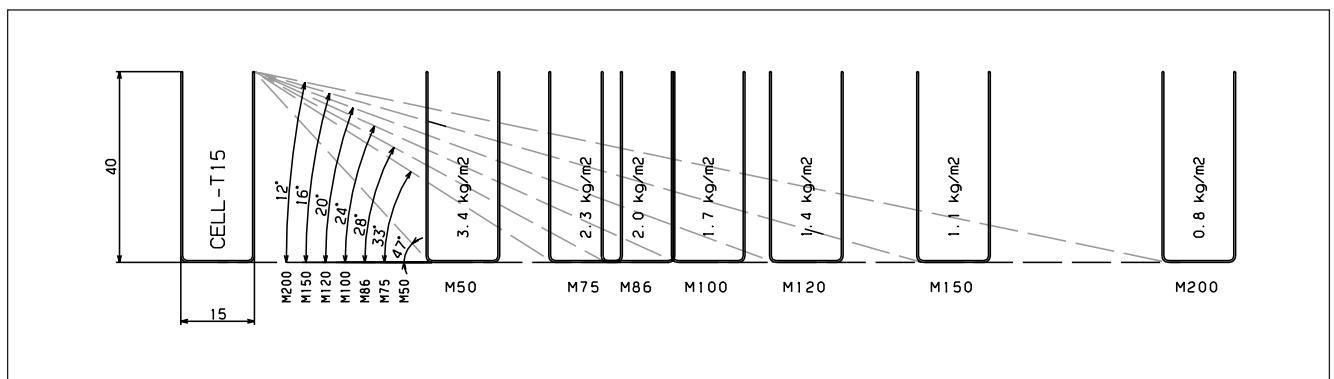
### - COATING

The tough and durable 2-layer polyester coilcoating finish in a nominal thickness of 20 microns, is applied in a continuous coil-coating process ensuring uniform coating thickness and absolute adhesion.

### - STANDARD LUXALON® COLOUR RANGE

The Standard Colour Range includes a white finish, being 0181 (matching with most RAL9010 white T-profiles). Any other (Luxalon®, RAL, NCS) colour is available on request. See Luxalon® Colour Chart.

## CELL T15 MODULES, WEIGHTS AND VIEWING ANGLES



## LUXALON® CELL T15 SPECIFICATION

### PART 1. GENERAL

#### 1.1 INTRODUCTION

Supply and fix Luxalon Cell T15 Ceiling System as manufactured by Hunter Douglas Architectural Products.

#### 1.2 DESCRIPTION OF THE SYSTEM

The system will consist of cell tiles integrating with a disguised suspension grid. Tiles formed by interlocking U-profiles; suspension grid formed by T-profiles. System to allow for easy placement and removal of the tiles.

### PART 2. PRODUCT

\_\_\_\_\_ m<sup>2</sup> Luxalon Cell T15 Ceiling, tiles to be manufactured from pre-painted, stove enamelled aluminium material, alloy AA5050 or equal (according to EN 1396 and ECCA standards), thickness 0.35 mm to achieve a cell size of \_\_\_\_\_ x \_\_\_\_\_ mm.

\_\_\_\_\_ tiles of 600 x 1200 mm  
\_\_\_\_\_ tiles of 600 x 600 mm

All U-profiles to be 15 mm wide and 40 mm high. Each CellT15 tile to be provided with a 37 mm high flat edge strip in the same colour as the Cell T15 tile in order to hide the supporting T-grid.

The U-profiles of the Cell Tiles are to feature cut-outs at their ends that allow for the tile to self-align and fit flush with the 15 mm T-grid. When incorporated into the suspension grid, the tiles shall fully integrate in the cell ceiling.

The Cell Tiles are to be installed in the suspension grid without the use of further fixing materials.

The suspension grid consists of commercially available 15 mm wide T-profiles. Colour of the T-grid to match the colour of the Luxalon® Cell T15 Tiles.

Further dimensions to be as specified for Luxalon® Cell T15 ceiling.

### 3. PART ADDITIONAL SPECIFICATIONS

#### 3.1 PERIMETER PROFILES

L-profiles (25 x 50 mm) made of 0.5 mm thick aluminium, for wall-to-wall installation.

The perimeter profiles to have the same colour coating quality as the Luxalon® Cell T15 Ceiling on all visually exposed sides.

#### 3.2 COATING

Architect will make a colour selection from the standard Hunter Douglas colour range for Luxalon® Cell T15 code no. \_\_\_\_\_ or a special colour will be made to match \_\_\_\_\_.

The coating will consist of a tough and durable 2-layer polyester coilcoating finish in a thickness of 20 microns, applied in a continuous coil-coating process ensuring uniform coating and absolute adhesion.

#### 3.3 INSTALLATION

All materials shall be installed in strict compliance with all local codes, ordinances and manufacturer's recommendations including specific additional requirements as may be called for in the specifications or shown on the drawings.

#### 3.4 SUBSTITUTIONS

Ceiling installers wishing to submit proposals on systems other than the Luxalon® Cell T15 Ceiling System shall, at least 10 days in advance of the bid date, submit to the architect complete descriptive information of the total system concept and performance data tests made as a system. In addition include a list of similar installations of the proposed substitution. If approval is made an addendum will be issued enumerating such approved system as herein set forth.

#### LUXALON® CEILING SYSTEMS

Unit 7 & 8 Keys Business Park - Keys Park Road - Hednesford - WS12 5GW

Tel. (01543) 273620 - Fax (01543) 270084 - e-mail: luxalon-ceilings@hunter-douglas.co.uk - [www.luxalon.com](http://www.luxalon.com)

©Registered trademark - a HunterDouglas® product Pats. & Pats. Pend. - Technical data subject to change without notice. MX747P64  
©Copyright HunterDouglas® 2003. No rights can be derived from copy, text pertaining to illustrations or samples. Subject to changes in materials, parts, compositions, designs, versions, colours etc., even without notice.

**LUXALON®**  
ARCHITECTURAL PRODUCTS

